







**Work Profitability Report**

This report summarizes cost and income information. For each work record, the Materials, Labor, Vendor, and Additional Costs and Charges are compared. The report is based on the search and sort criteria entered.

Access this report from either the Operations menu on the Work List and select Work Profitability Report, or go to the Reports capsule (located on the Administration tab) and navigate to the list of work reports to find the Work Profitability Report.

Operations 

- Automatic Refresh
- Create Purchase Record
- Post Work
- Duplicate Work Across Division
- Duplicate Work
- Create Inventory
- Generate Work By Readings Exception
- Generate Letters
- Gen. Custom Work Ltrs
- Generate Emails
- Default Timestamps
- Check Out Records
- Check In Records
-  Completion Percentage Report
-  Response Times Report
-  Duration Report
-  Work By Tenant Report
-  **Work Profitability Report**

**Search window:**

### Work Profitability Search

⊖ Range: Date Closed November 2, 2011 to November 2, 2011

⊖ Range: Work Status Type Open to Locked

⊕

Cross Capsule

Sort: Property

Type:  Detail  Summary

This report is sorted according to the selection made on the search window (Tenant/Client, Department, Project, Contract, Property, Work Type, Work Category).


In addition to displaying the Materials, Labor, Vendor and Additional Costs and Charges, the report will also show the Total Costs and Charges and the Gross Profit. Gross Profit is the difference between the Charges and the Costs.


This report prints in a two-section format. The first section displays all of the Charges and the second displays all of the Costs.

The Accounts capsule has an option on its records to exclude specific Accounts from the Profitability Report.

Exclude From Profitability Calculations

**Example of the Work Profitability Report:**

 <b>Work Profitability by Property Report: Charges</b> <b>DIG Property Group</b> 50 Congress Street Boston, MA 02109									
Search Ranges:		Date Closed: November 2, 2009							
Note: Please refer to the second half of this report for Costs									
Number	Date Closed	Work Status	Materials	Labor	Charges Vendors	Additional	Total	Gross Profit	
100-N BEAC - 100 Beacon Street North Tower									
0117	Nov 2 09	CLOSED	20.16	46.00	0.00	0.00	66.16	49.36	
0202	Nov 2 09	CLOSED	0.00	30.00	0.00	0.00	30.00	5.00	
0206	Nov 2 09	CLOSED	86.25	300.00	0.00	42.94	429.19	179.19	
0401	Nov 2 09	CLOSED	0.00	70.00	0.00	0.00	70.00	10.00	
0429	Nov 2 09	CLOSED	0.00	0.00	0.00	0.00	0.00	0.00	
0554	Nov 2 09	CLOSED	150.00	80.00	0.00	23.00	253.00	183.00	
Totals:			\$256.41	\$526.00	\$0.00	\$65.94	\$848.35	\$426.55	
100-S BEAC - 100 Beacon Street South Tower									
0399	Nov 2 09	CLOSED	0.00	75.00	0.00	0.00	75.00	12.50	
0556	Nov 2 09	CLOSED	80.00	100.00	0.00	16.00	176.00	26.00	
Totals:			\$80.00	\$175.00	\$0.00	\$16.00	\$251.00	\$38.50	
Report Totals:			\$316.41	\$701.00	\$0.00	\$81.94	\$1,099.35	\$465.05	

 <b>Work Profitability by Property Report: Costs</b> <b>DIG Property Group</b> 50 Congress Street Boston, MA 02109									
Note: Please refer to the first half of this report for Charges									
Number	Date Closed	Work Status	Materials	Labor	Costs Vendors	Additional	Total	Gross Profit	
100-N BEAC - 100 Beacon Street North Tower									
0117	Nov 2 09	CLOSED	16.80	0.00	0.00	0.00	16.80	49.36	
0202	Nov 2 09	CLOSED	0.00	25.00	0.00	0.00	25.00	5.00	
0206	Nov 2 09	CLOSED	0.00	250.00	0.00	0.00	250.00	179.19	
0401	Nov 2 09	CLOSED	0.00	60.00	0.00	0.00	60.00	10.00	
0429	Nov 2 09	CLOSED	0.00	0.00	0.00	0.00	0.00	0.00	
0554	Nov 2 09	CLOSED	0.00	70.00	0.00	0.00	70.00	183.00	
Totals:			\$16.80	\$405.00	\$0.00	\$0.00	\$421.80	\$426.55	
100-S BEAC - 100 Beacon Street South Tower									
0399	Nov 2 09	CLOSED	0.00	62.50	0.00	0.00	62.50	12.50	
0556	Nov 2 09	CLOSED	80.00	70.00	0.00	0.00	150.00	26.00	
Totals:			\$80.00	\$132.50	\$0.00	\$0.00	\$212.50	\$38.50	
Report Totals:			\$96.80	\$537.50	\$0.00	\$0.00	\$634.30	\$465.05	