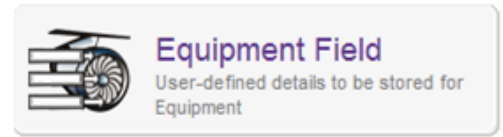













Equipment Fields allows you to store important details about your equipment that can be used to help maintain and repair it over time. For instance, you can store information about the size and type of replacement parts for your equipment.



Equipment Field












Code: Inactive

Description:

Title:

Data Type:

Reminders

Done	Emailed	Date	Time	Reminder Type	Recipient Link	Recipient	ReminderTrigger	Not
Available Records: 26								

These fields are entered as separate records in the Equipment Fields capsule and attached to their relevant pieces of equipment under the Equipment Fields tab on the Equipment record:

Custom Fields
Other Links
Financial
Dates
Schedules
Equipment Field
External
Files
Reminders

Equipment Field	Title	Data Type	Value	Show On Work Report
POWER	Power Source	Text	24 VAC	<input checked="" type="checkbox"/>
VOLTAGE	Voltage	Number ODP	6	<input type="checkbox"/>
MOTOR-MFR	Mtr Manuf	Date	2010	<input type="checkbox"/>
MOTOR-FRAME	Motor Frame	Text	NEMA 145T	<input type="checkbox"/>

Anyone viewing this piece of equipment will be able to know the power source, voltage, motor manufacture date, and motor frame type/size needed for this piece of equipment.