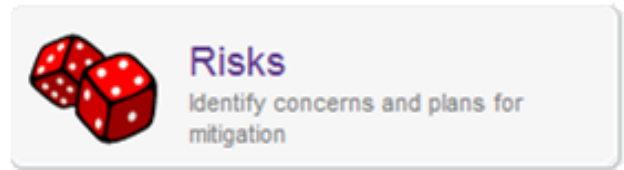












The Risk capsule allows you identify concerns for your organization and plans to mitigate those concerns.

An example of a Risk record is shown below:



Risk

Number:	0001	100BE	<input type="checkbox"/> Inactive
<u>Building-Floor:</u>	100-N BEAC100BE		
<u>Risk Type:</u>	FIRE ALARM	Fire alarm going off	
<u>Risk Scenario:</u>	EVACUTION	Evacuating the building.	
Severity:	30	Percent	
Likelihood:	20	Percent	
Exposure:	600		
Begin Date:	April 1, 2014		
End Date:	May 1, 2015		
<u>Contact:</u>	SECURE.STAN	Stan Secure	
Notes:	Follow evacuation procedures.		

Work

<
External
Reminders
>

Web Text:

Mobile Text:

« < 1/1 > »
Available Records: 1

A Risk record can track the location, severity, likelihood, and exposure of a given situation, as well as include information about who to contact and notes for dealing with the risk.

Risk Type: identifies classifications of Risk.

Risk Scenario: identifies general situations that pose a Risk.

Clicking the Work button will open all work orders associated with this Risk record.